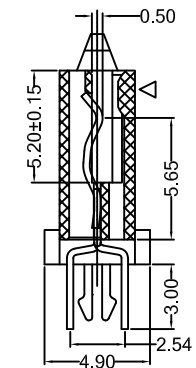
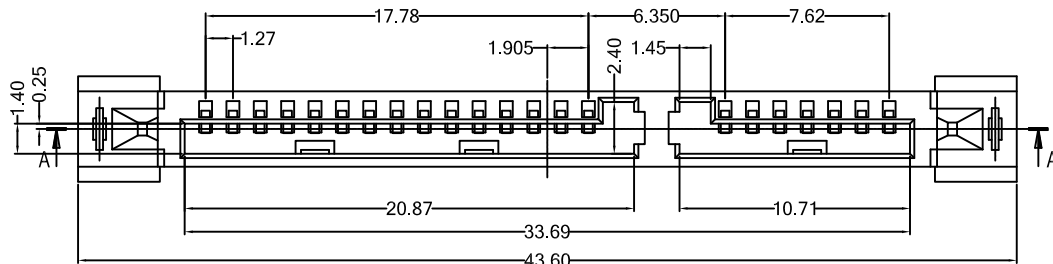
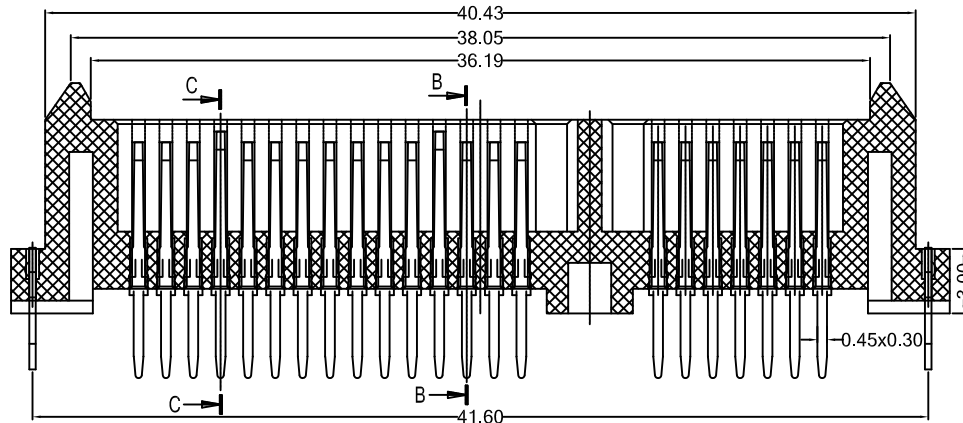


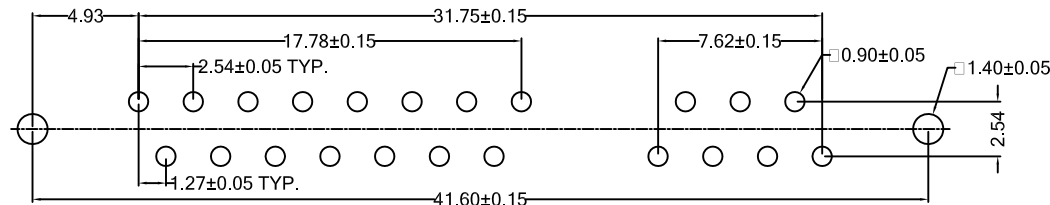
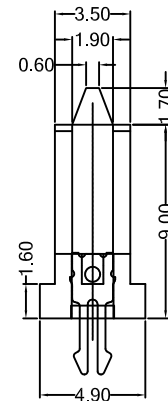
SECT B-B



SECT C-C



SECT A-A



P.C.B. Layout  
Top View

NOTES:

1.Material

Housing: LCP, UL 94V-0 rated; Color: Black.  
Contact: Phosphor Bronze  
Plating: Gold Plating over Nickel on contact area;  
Tin Plating On Solder Tail.

2.Electrical Specification

Operation Voltage: 100 VAC max.  
Current Rating: 1.5 Ampere per contact  
Contact Resistance: 30 Milliohms max.  
Insulation Resistance: 1000 Megohms min.  
Dielectric Withstanding Voltage: 500 VAC

3.Environmental

Operating Temperature: -55°C to +125°C

4.RoHS Compliant

ORDER INFORMATION

SATR- 28 22 -B K X 0 T 1F

① ② ③ ④ ⑤ ⑥ ⑦

1. CONNECTOR:

SATR: SATA CONNECTOR

2. TYPE:

28: FEMALE, DIP TYPE.

3. POSITIONS:

22: 22 POSITIONS

4. INSULATOR MATERIAL:

B: LCP

5. INSULATOR COLOR:

K: BLACK

6. CONTACT PLATING:

1: GOLD 1u"

5: GOLD 15u"

6: GOLD 30u"

7. SHIELD PLATING:

0: NONE-SHIELD

TOLERANCE

LINEAR	ANGLES
X. ±	X° ±
.X ± 0.38	.X° ± 3°
.XX ± 0.25	.XX° ± 3°
.XXX ± 0.20	.XXX° ± 3°

.X ± 0.38	.X° ± 3°
.XX ± 0.25	.XX° ± 3°
.XXX ± 0.20	.XXX° ± 3°



TITLE:

SATA 7+15P DIP TYPE

PART NO.

SATR-2822-BKX0T1F

DWG NO.

GTI09-25111

[A]	ISSUED	Vegas	09/15/09	.XX ± 0.25	.XX° ± 3°	APPD:	MAT'L:	UNITS	SCALE	SHEET	REV
REV.	ECN NO.	NAME	DATE	.XXX ± 0.20	.XXX° ± 3°	CHKD:	FINISH:				